

Project	
Schedule	Date
Notes	

DESCRIPTION

naturaLED[®] Title 24/JA8-2016 Recessed Downlight Kit (CRI90)
Retrofits are a simple LED lighting solution to replace 60W to 120W incandescent recessed lamp types. Designed as an energy efficient lighting solution for the industry's most popular 4 to 6 inch recessed downlight fixtures. Easy installation and certified Air-Tight, our retrofit recessed downlights are dimmable, CRI 90 rated and come with an E26 adapter. The 5 to 6 inch model has torsion clips that are adjustable and will easily fit in a 5 or 6 inch recessed can.



FEATURES

- Energy Star Certified
- Damp Location
- Title20 / JA8-2016
- Certified Air-Tight per ASTM E283-04
- Wide selection of color temperature
- Uniform light distribution and consistent color
- Direct Replacement
- Built-in power connector with adjustable torsion clips
- 50,000 hrs rated average life
- Input line voltage: 120V
- CRI: 90
- Power Factor: >0.9
- Dimmable
- Beam Angle: Flood
- Operating temperature: -4°F - 104°F

ACCESSORIES




APPLICATIONS

- Bathroom Lighting
- Over Mirror Lighting
- Accent Lighting
- Residential Lighting
- Hospitalities

WARRANTY

- 5 Year Warranty

INCLUDED WITH DOWNLIGHT



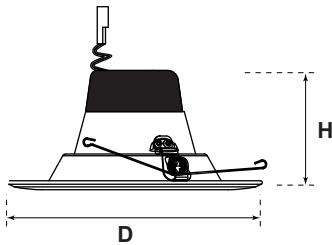
Ordering Information		EXAMPLE: LED4RL9-54L930			
LED	4	RL	9	54L	930
LED	Size	Series	Wattage	Lumens	CCT
	4 4-inch	RL Recessed Light	9 9W	54L 540 Lm	930 3000K

ORDERING

*P= Premium DLC / *S = Standard DLC

Watts (W)	Ordering Code	Description	Color Temp (K)	Lumens (lm)	Equiv. Wattage (W)	Size	CRI	Dim	Rated Hrs	Damp Location	ES	JA8	Title 20
9	7688	LED4RL9-54L930	3000K	540	60	4-inch	90	Yes	50,000	•	•	•	•
9	7689	LED4RL9-54L940	4000K	540	60	4-inch	90	Yes	50,000	•	•	•	•
9	7690	LED4RL9-54L950	5000K	540	60	4-inch	90	Yes	50,000	•	•	•	•
15	7691	LED6RL15-110L930	3000K	1,100	120	5/6-inch	90	Yes	50,000	•	•	•	•
15	7692	LED6RL15-110L940	4000K	1,100	120	5/6-inch	90	Yes	50,000	•	•	•	•
15	7693	LED6RL15-110L950	5000K	1,100	120	5/6-inch	90	Yes	50,000	•	•	•	•

SPECIFICATIONS



Size	Diameter (D)	Height(H)	Weight (lbs)
4-inch	5" (127mm)	3.5" (88.9mm)	0.93
6-inch	7.5" (190mm)	3.8" (96.5mm)	1.19

MOUNTING / ACCESSORIES

SOLD SEPARATELY

Base

P10029 ADP-RLGU24-N
(GU24 Socket Adaptor for LED Recessed Retrofit Kit)



Trim

P10170 RT-4RL9-BK
(Recessed Trim 4"RL9W-Black)

P10173 RT-6RL15-BK
(Recessed Trim 6"RL15W-Black)



Trim

P10176 RTS-4RL9-WH
(Recessed Trim 4"RL9W-Square White)

P10177 RTS-6RL15-WH
(Recessed Trim 6"RL15W-Square White)



MOUNTING / ACCESSORIES

SOLD SEPARATELY

Trim

P10172 RT-4RL9-CH-WH
(Recessed Trim 4"RL9W-Chrome/White)

P10175 RT-6RL15-CH-WH
(Recessed Trim 6"RL15W-Chrome/White)



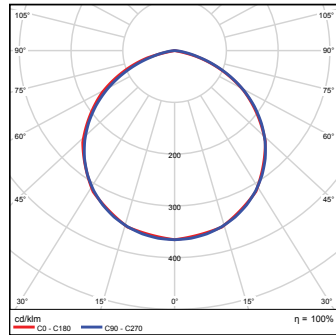
P10171 RT-4RL9-CH
(Recessed Trim 4"RL9W-Chrome)

P10174 RT-6RL15-CH
(Recessed Trim 6"RL15W-Chrome)



PHOTOMETRICS CHART

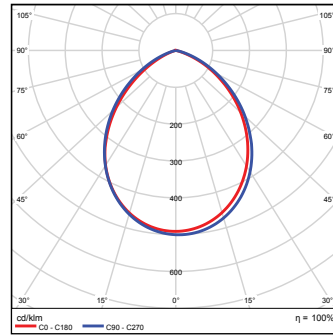
4RL - 9W



Illuminance at a Distance		
Center Beam fc	Beam Width	
17.0ft	1.07 fc	33.7 ft 34.0 ft
34.0ft	0.27 fc	67.4 ft 68.0 ft
51.0ft	0.12 fc	101.2 ft 102.1 ft
68.0ft	0.07 fc	134.9 ft 136.1 ft
85.0ft	0.04 fc	168.6 ft 170.1 ft
102.0ft	0.03 fc	202.3 ft 204.1 ft

■ Vert. Spread: 89.5°
■ Horiz. Spread: 90.0°

6RL - 15W




Illuminance at a Distance		
Center Beam fc	Beam Width	
17.0ft	1.75 fc	33.6 ft 35.4 ft
34.0ft	0.44 fc	67.1 ft 70.7 ft
51.0ft	0.19 fc	100.7 ft 106.1 ft
68.0ft	0.11 fc	134.2 ft 141.4 ft
85.0ft	0.07 fc	167.8 ft 176.8 ft
102.0ft	0.05 fc	201.4 ft 212.1 ft

■ Vert. Spread: 89.3°
■ Horiz. Spread: 92.2°

PACKAGE

Master Pack: 20 pcs

For 4-inch



Master Pack: 10 pcs

For 6-inch

