

Project Name:	Type:
Part Number:	Date:

# 1" GIMBAL

## SPECIFICATION FEATURES

- **Mechanical** - Fixture with external driver installs and is accessible from below the ceiling. Plenum rated quick connect cable allows for easy wiring. Spring action clips accommodate ceiling thicknesses between 1/2" to 2". Die cast aluminum optical assembly with polycarbonate lens fits in spun aluminum trim for a nice clean look.
- **Electrical** - 120V only, 50/60 Hz driver. TRIAC and ELV dimmable to 10%.
- **Optical** - Fixture can rotate 360° and tilt up to 30°. 2700K, 3000K, and 4000K color temperatures available. 38° flood light beam distribution. Minimum 90CRI with 3-step SDCM.
- **Thermal** - Die cast aluminum heat sink. Rated L70 lifetime of 50,000 hours. Ambient temperature rating: -4°F to 95°F (-25°C to 35°C).
- **Compliance and Warranty** - ETL Listed for damp locations. IC and Air-tight rated. JA8 Certified to meet CA T24 requirements. 5 year parts warranty for complete fixture.



## BENEFITS

- Quick and easy installation
- 360° rotatable with 30° tilt
- 120V dimmable down to 10%
- IC and Air-tight rated
- L70 Rated lifetime of 50,000 hours

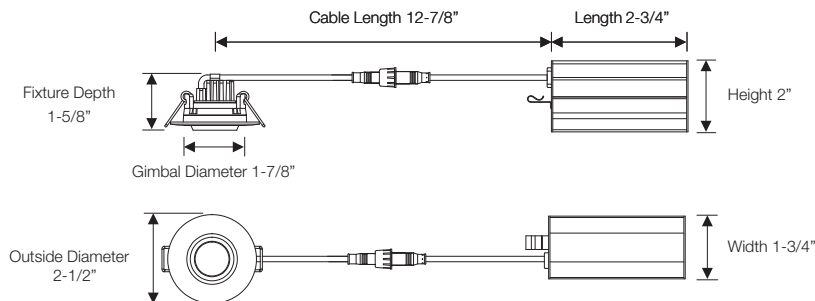
## APPLICATIONS

- New and retrofit construction
- Shallow plenum applications: including soffits, bulkheads, and casework
- Residential & Hospitality
- Retail & Office

## ORDERING INFORMATION

Series	Size	CRI	CCT	Beam Angle	Dimming
<input checked="" type="checkbox"/> <b>GIMB</b> GIMBAL	<input checked="" type="checkbox"/> <b>1</b> 1" 400 lm	<input checked="" type="checkbox"/> <b>9</b> CRI 90	<input type="checkbox"/> <b>27</b> 2700K	<input checked="" type="checkbox"/> <b>FL</b> Flood 38°	<input checked="" type="checkbox"/> <b>DIM120</b> 120V - Line voltage dimming
			<input type="checkbox"/> <b>30</b> 3000K		
			<input type="checkbox"/> <b>40</b> 4000K		

## LINE DRAWINGS



Ceiling Cutout	
Minimum	Maximum
1-7/8"	2-1/8"

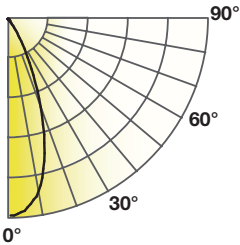
## TECHNICAL INFORMATION

Dimming	Input Voltage	Input Frequency	Input Current	Input Power	THD Power	Power Factor
DIM120	120V	50 / 60Hz	80mA	5W	<20%	>0.9

# 1" GIMBAL

## PHOTOMETRY

GIMB1/930/FL/DIM120



Lumens: 386 lm  
 CBCP: 771 cd  
 Power: 5.3 W  
 Efficacy: 74 lm/W  
 CRI: 90  
 Spacing Criteria: 0.7  
 Beam Angle: 39°


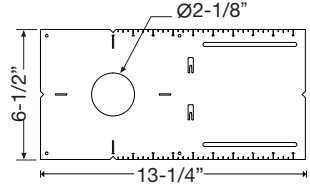

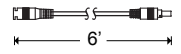
Candlepower Distribution	
Angle (°)	Average (cd)
0	731
5	710
15	519
25	232
35	67
45	20
55	8
65	4
75	1
85	0
90	0

Initial Footcandles		
Height (ft)	Fc	Diameter (ft)
1	764	0.7
2	191	1.4
3	85	2.1
5	31	3.6
10	8	7.1

Zonal Lumen Summary		
Zone	Lumens	%Fixt
0-30	313	81.3
0-40	357	92.6
0-60	380	98.6
0-90	386	100

Performance Data GIMB1/9xx/FL/DIM120			
CCT	2700K	3000K	4000K
Lumens	320	350	390
LPW	64	70	78

## ACCESSORY ORDERING INFORMATION

Product	Model	Description	Pictures	Dimensions
98584	GIMB1NCPLATE	MINIFIT Gimbal 1" New New Construction Plate for Stud / Joist mounting		
35097	GIMBCON6	MINIFIT Gimbal 6 foot extension cable		
35098	GIMBCON20	MINIFIT Gimbal 20 foot extension cable	