

# SAR2-HV Series Slim High Voltage LED Area Luminaire



## Jarvis SAR2-HV Series

Slim die-cast aluminum housing lessens windload and pole requirements

UV-resistant powdercoat finish avoids fading and flaking

Direct mount arm attaches to both round and square poles

## Competitors' Products

Large profile increases windload making pole mounting requirements more difficult

Powdercoat may fade or flake

Mounting arm only attaches to one style of pole



**SAR2-21L-HV-BRZ-T3-SFM**



**SAR2-41L-HV-BRZ-T3-KA**

## Most Popular Models and Specifications:

Catalog #	Description	DLC Model #	Input	Power	Lumens	CCT	CRI	PF
SAR2-21L-HV-BRZ-T3-[SFM or KA or WM]	Slim High Voltage Area Light w/ 1-10V Dimming - Bronze	MAL04150W48V50KD[SQ,SP,WM]T3	347-480V 50/60Hz	150W	21,300 lm	5000K	≥ 70	≥ 0.9
SAR2-26L-HV-BRZ-T3-[SFM or KA or WM]	Slim High Voltage Area Light w/ 1-10V Dimming - Bronze	MAL04200W48V50KD[SQ,SP,WM]T3	347-480V 50/60Hz	200W	26,000 lm	5000K	≥ 70	≥ 0.9
SAR2-34L-HV-BRZ-T3-[SFM or KA or WM]	Slim High Voltage Area Light w/ 1-10V Dimming - Bronze	MAL04250W48V50KD[SQ,SP,WM]T3	347-480V 50/60Hz	250W	34,500 lm	5000K	≥ 70	≥ 0.9
SAR2-42L-HV-BRZ-T3-[SFM or KA or WM]	Slim High Voltage Area Light w/ 1-10V Dimming - Bronze	MAL04300W48V50KD[SQ,SP,WM]T3	347-480V 50/60Hz	300W	42,000 lm	5000K	≥ 70	≥ 0.9



## Select Mounting and Accessory Options When Ordering

### Mounting Options

-SFM	Slipfitter Mount Arm
-KA	Direct Mount Arm for Round/Square Poles
-WM	Wall Mount Arm

### Accessory Options

+A304 +A307	HV Integrated Twist Lock Photo Controller
-------------	---

## Electrical

**Input Voltage:** 347-480V 50/60Hz

**Power Factor:** >.9 at full load

**Total Harmonic Distortion:** <20% full load

Includes over voltage protection, over current protection, and short circuit protection

**Operating Temperature Range:** -40° to 45° Ambient (-40° to 113°)

## Controls and Dimming

1-10V dimming leads are default on all 347-480V input models and accessible outside fixture body.

## Twist Lock Photo Controller

SAR2 Series can be ordered with an integrated twist lock photo controller.

The twist lock photo controller is IP65 rated and will turn fixture on or off based on ambient light levels.



**SAR2-34L-HV-BRZ-T3-SFM**  
*w/Integrated Twist Lock  
Photo Controller*

## Construction and Materials

Constructed from a rugged one-piece die-cast aluminum housing and features either an adjustable slipfitter mount, round/square pole direct mount, or a wall mount.

Die-cast housing features a powdercoat finish. Powdercoat finish is applied directly to aluminum housing and will not crack or peel. Default color is bronze. Custom colors are available. Contact factory for additional color information.

LEDs are reflow soldered to a metal core circuit board, providing greater thermal transfer than standard circuit board materials. Thermally-conductive material is positioned between LEDs and housing to provide increased thermal transfer.

Housing is completely sealed to prevent moisture accumulation in optical chamber.

Lens construction is UV-resistant PC material with Type III optics. Additional optic lens options are available contact factory for information.

Luminaire's construction contains zero mercury.

Fasteners are stainless-steel and will not rust or create rust-streaks.

## Regulatory and Voluntary Qualifications

UL listed to UL1598 and UL8750 for both US and Canada.

State of California Title 24 Compliant when installed in accordance with local requirements.

DesignLights Consortium® (DLC) Premium qualified product. Not all versions of this product may be DLC qualified. Please check the DLC Qualified Products List at [www.designlights.org/QPL](http://www.designlights.org/QPL) to confirm which versions are qualified.

Rated for Wet and Dry Locations.

Contact a Jarvis representative for more information.



*SAR2-21L-HV-BRZ-T3-KA*

## Warranty and Lifetime

SAR2 Series carries a 10-year warranty, sensors and photo control warranty may differ from fixture. Contact Jarvis representative for details. Projected LED lifetime exceeds 100,000 hours under most operating conditions. Lifetime projections are calculated using data including LM-79, LM-80 and TM-21 calculations. Contact Jarvis representative for details.





## Installation

Luminaire can be ordered with 1 of 3 different mounting options - please indicate at time of order by selecting “KA” direct mount arm, “SFM” slipfitter mount, or “WM” wall mount. Luminaire ships with at least 7” of wire protruding from fixture to allow for ease of wiring.

The “SFM” slipfitter mount allows luminaire to be installed onto a round pole-top, tenon or pipe-stub up to 2.4” in diameter. Slipfitter is adjustable and luminaire may be positioned with LEDs parallel to ground or tilted back up to 90 degrees.

The “KA” direct mount arm allows luminaire to be installed onto either a square or round pole-side. Included round pole mounting adapter required for round pole installations. The direct mount is non-adjustable and will mount with LEDs parallel to the ground.

The “WM” wall mount arm allows luminaire to be easily installed directly onto a wall with ½” conduit or standard J-box. The wall mount is non-adjustable and will mount with LEDs parallel to the ground.

Contact a Jarvis Representative for full installation instructions, videos or additional information.

## Accessories

Jarvis Lighting manufactures a full line of mounting tenons for 4” and 5” light poles. Available accessories include single, double, triple and quadruple tenons in multiple configurations. Short and long tenons are available. Wall mount brackets are available.

Contact a Jarvis representative for information regarding our full selection of tenons.

## Photometrics

Photometric information, including LM-79 reports and .IES files are available for most models at [www.jarvislighting.com](http://www.jarvislighting.com). Site photometrics and lighting layouts are available.

## Product Net Weight:

Part Number	Weight
SAR2-21L-SFM	11.2lbs
SAR2-21L-KA	11.6lbs
SAR2-21L-WM	13.4lbs
SAR2-26L-SFM	11.7lbs
SAR2-26L-KA	12.1lbs
SAR2-26L-WM	14.0lbs

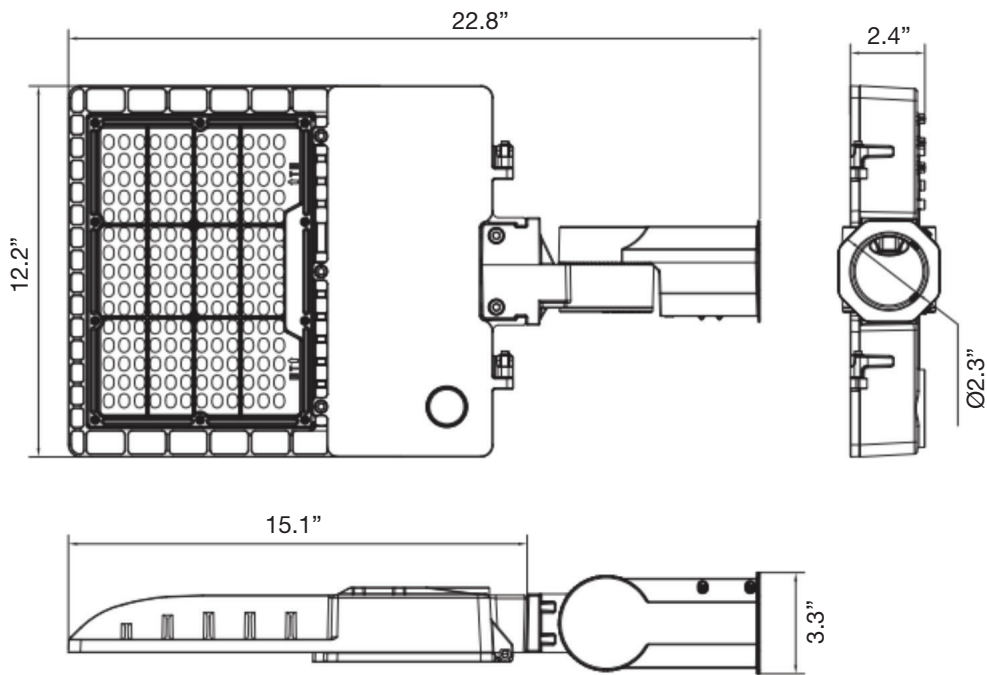
Part Number	Weight
SAR2-34L-SFM	16.4lbs
SAR2-34L-KA	16.0lbs
SAR2-34L-WM	17.9lbs
SAR2-42L-SFM	17.9lbs
SAR2-42L-KA	17.9lbs
SAR2-42L-WM	19.8lbs



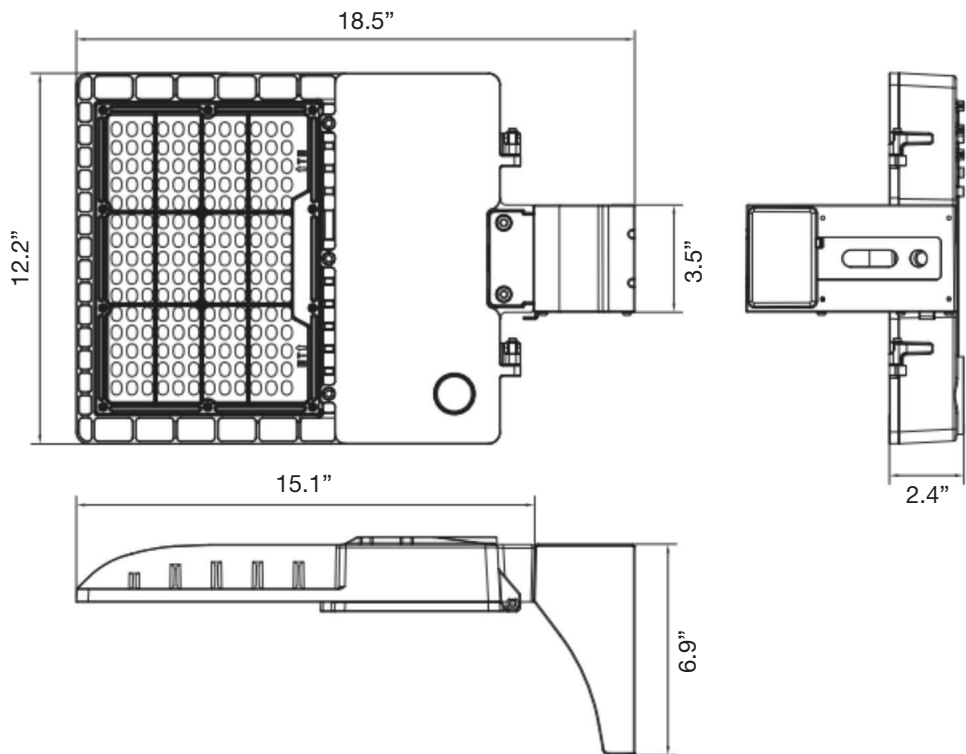
Dimensions:



*SAR2-21L-HV-SFM & SAR2-26L-HV-SFM*



*SAR2-21L-HV-KA & SAR2-26L-HV-KA*

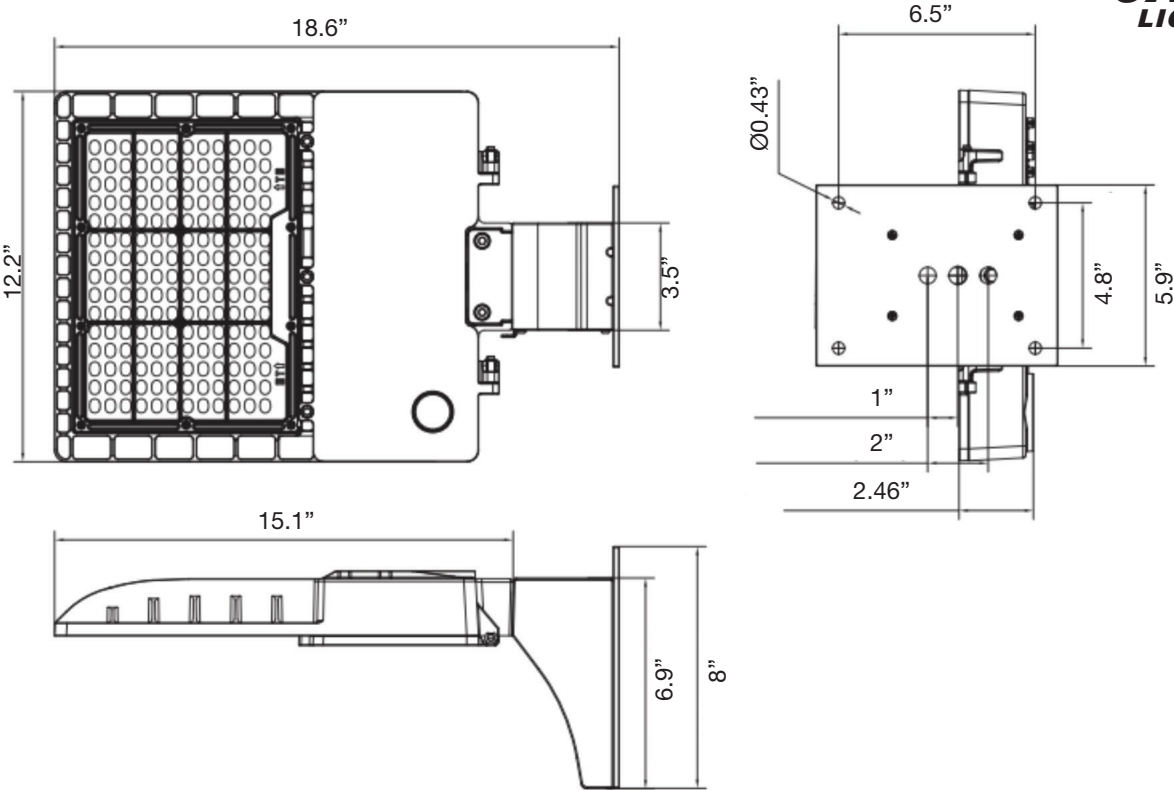




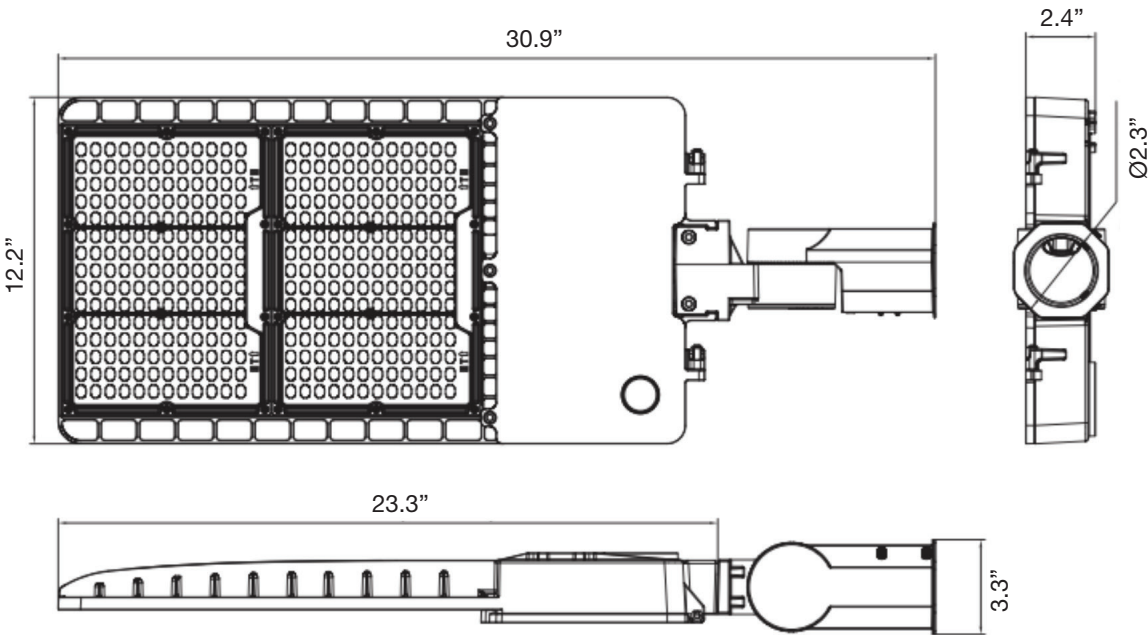
Dimensions:



SAR2-21L-HV-WM & SAR2-26L-HV-WM



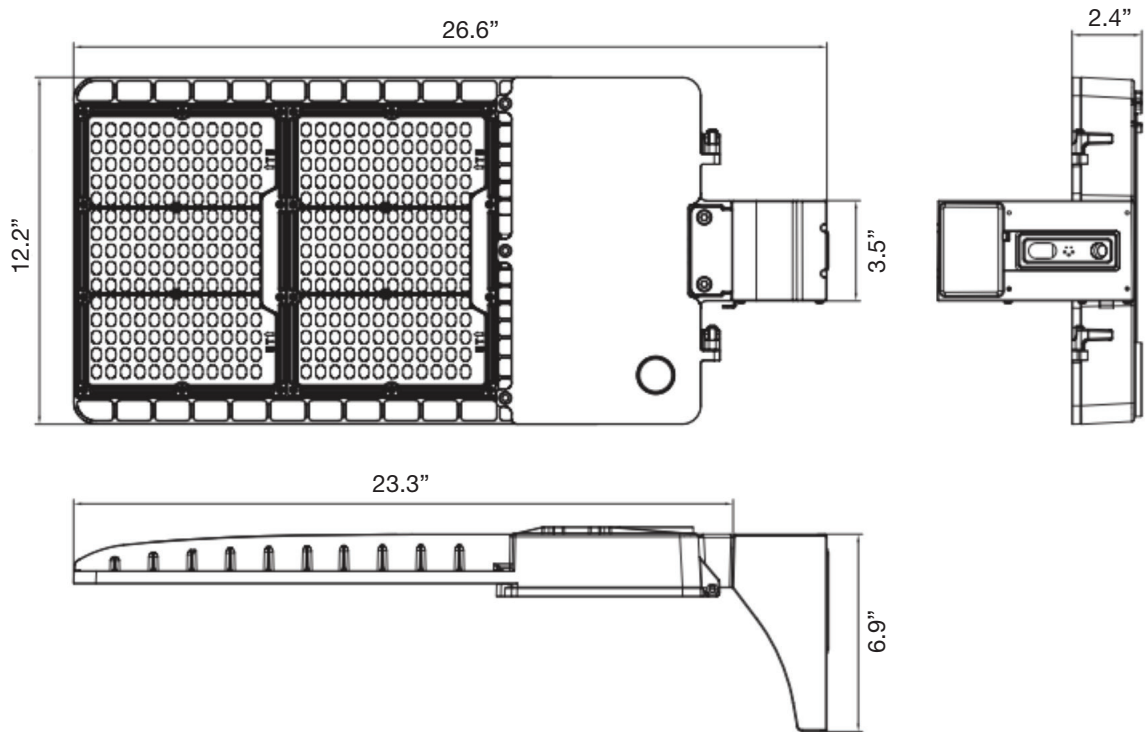
SAR2-34L-HV-SFM & SAR2-42L-HV-SFM



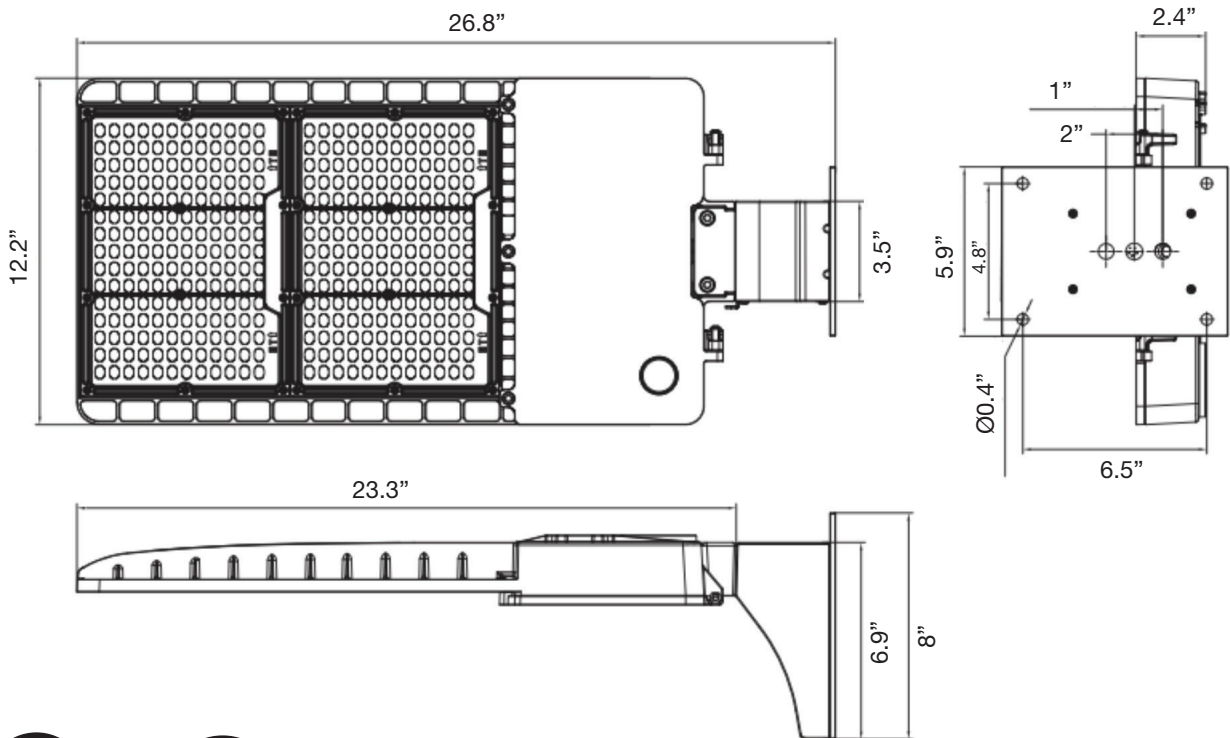
Dimensions:



SAR2-34L-HV-KA & SAR2-42L-HV-KA



SAR2-34L-HV-WM & SAR2-42L-HV-WM



BRIGHT DONE RIGHT™



[www.jarvislighting.com](http://www.jarvislighting.com)



(800) 363-1075