



AREA LIGHT ALGX SERIES

Features & Benefits

Precision Die-Cast Aluminum Housing with Stainless Steel Fasteners

Suitable for Mounting Heights Ranging from 26-40'; Ambient from -40° F to 113° F

Round Pole, Square Pole, Slipfitter or Wall Mount Included

Available in Type 3, Type 4, and Type 5 Light Distributions

Remote PIR Sensor, Photocell

Mounting Adapters for all Applications

UL for Wet Location, IP66 Rated

Estimated 100,000-hour LED lifespan based on IES LM-80 and TM-21 Calculations

5-Year Limited Warranty



Photocontrol

Optional twist-lock photocontrol allows for further energy saving.

Housing

Features a compact, one-piece die cast housing, saving costs versus models that are extruded or cast and require additional parts.

The heat sink is included in the actual casting, further minimizing the need for additional parts.

Photometry


Optional Type III or type IV or type V Photometry as per applications.

PIR Sensor

Optional PIR sensor allows for security and energy savings.

Standard Arm Mount

The design features an integral arm, increasing strength and simplifying installation.



Technical Parameters

Power	Light Output	Input	Operating Temperature	Efficacy
40W - 300W	5,720 lm - 41,700 lm	120-277V / 347/480V	-40°F to 113°F	Up to 142 lm/W

Color Temperature	CRI	Certifications	Photocell	Motion Sensor
4000K, 5000K	70 CRI	UL, DLC Premium	Twist Lock	Bi-Level PIR Sensor

Driver	Surge Protection	Light Distribution	Finish	
0-10V Dimming	10K	Types 3, 4, 5	DB, W, B, SG	

Performance Data

5000K			
LED Watts	Dist. Type	Lumens	LPW
40W	3	5,500 lm	138 lm/W
	4	5,480 lm	137 lm/W
	5	5,720 lm	143 lm/W
70W	3	9,500 lm	136 lm/W
	4	9,450 lm	135 lm/W
	5	9,800 lm	140 lm/W
100W	3	13,400 lm	134 lm/W
	4	13,300 lm	133 lm/W
	5	13,900 lm	139 lm/W
150W	3	20,100 lm	134 lm/W
	4	20,000 lm	133 lm/W
	5	20,900 lm	139 lm/W
200W	3	25,000 lm	125 lm/W
	4	24,800 lm	124 lm/W
	5	26,000 lm	130 lm/W
250W	3	34,000 lm	136 lm/W
	4	33,750 lm	135 lm/W
	5	35,250 lm	141 lm/W
300W	3	40,200 lm	134 lm/W
	4	39,900 lm	133 lm/W
	5	41,700 lm	139 lm/W

4000K			
LED Watts	Dist. Type	Lumens	LPW
40W	3	5,400 lm	135 lm/W
	4	5,360 lm	134 lm/W
	5	5,600 lm	140 lm/W
70W	3	9,400 lm	134 lm/W
	4	9,310 lm	133 lm/W
	5	9,730 lm	139 lm/W
100W	3	13,300 lm	133 lm/W
	4	13,200 lm	132 lm/W
	5	13,800 lm	138 lm/W
150W	3	20,000 lm	133 lm/W
	4	19,800 lm	132 lm/W
	5	20,700 lm	138 lm/W
200W	3	24,700 lm	124 lm/W
	4	24,600 lm	123 lm/W
	5	25,800 lm	129 lm/W
250W	3	33,600 lm	134 lm/W
	4	33,250 lm	133 lm/W
	5	34,750 lm	139 lm/W
300W	3	40,000 lm	133 lm/W
	4	39,600 lm	132 lm/W
	5	41,400 lm	138 lm/W

Ordering Information *Example: ALGX-150W-50K-PM-T3*

(Optional)

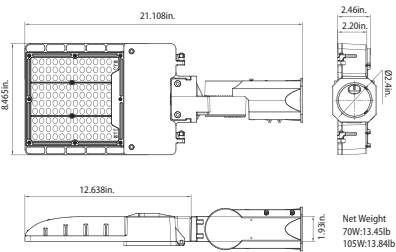
Model	Wattage	Voltage	CCT	Finish	Mounting	Distribution	Controls
ALGX Area Light ALGX Series	40W 70W 100W 150W 200W 250W 300W	Blank 120-277V HV 347/480V	40K 4000K 50K 5000K	Blank Dark Bronze W White B Black SG Silver Gray	PM Pole Mount SP Slipfitter WM Wall Mount	T3 Type 3 T4 Type 4 T5 Type 5	P Photocell M Motion Sensor

Note:

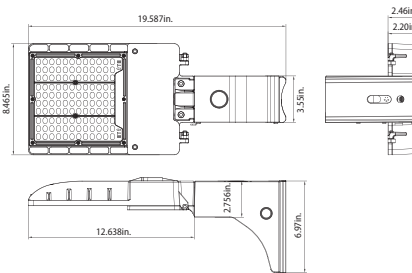
1. Pole Mount Includes Square & Round Pole Adapter

Product Dimensions

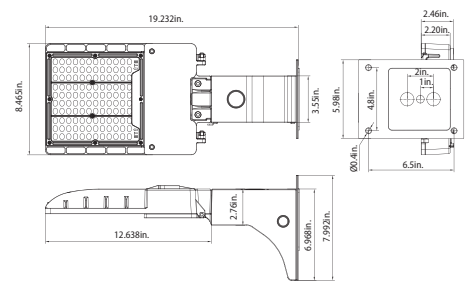
Slipfitter Mount (40W/70W&100W)



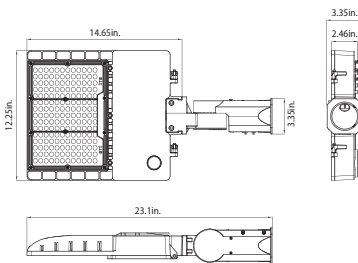
Pole Mount (40W/70W&100W)



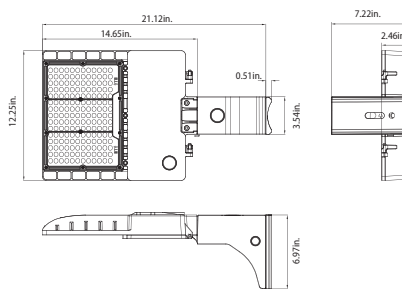
Wall Mount (40W/70W&100W)



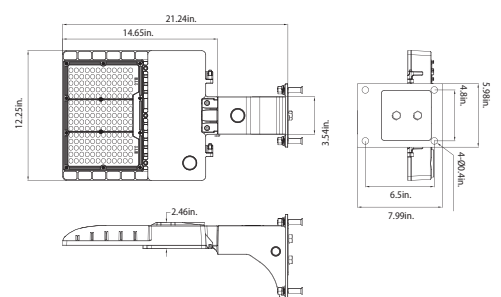
Slipfitter Mount (150W/200W)



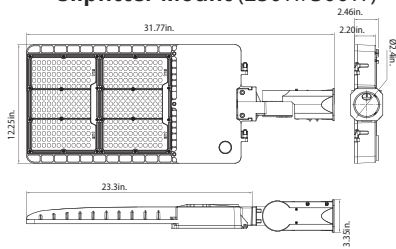
Pole Mount (150W/200W)



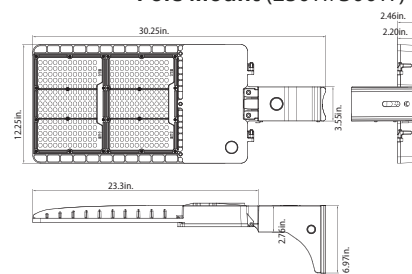
Wall Mount (150W/200W)



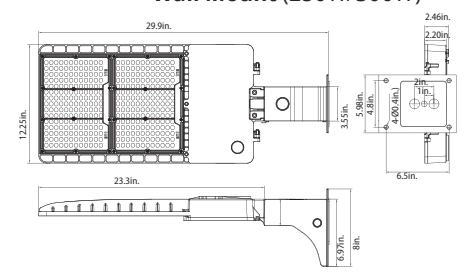
Slipfitter Mount (250W/300W)



Pole Mount (250W/300W)



Wall Mount (250W/300W)



Mounting

Standard versatile mounting arm accommodates multiple drilling patterns as well as square and round poles

Wall Mount available for direct wall mounting and J-box mounting

Optional for cast aluminum slipfitter mounting adapter. Compatible with more Arcadia mounting adapters such as Tenon, suits for various application.

Mounting Options



Arm Mount 4" and 5" Square and Round Poles

Standard versatile mounting arm is simple to install and can be used with existing poles for retrofit installations.



Slipfitter Mount

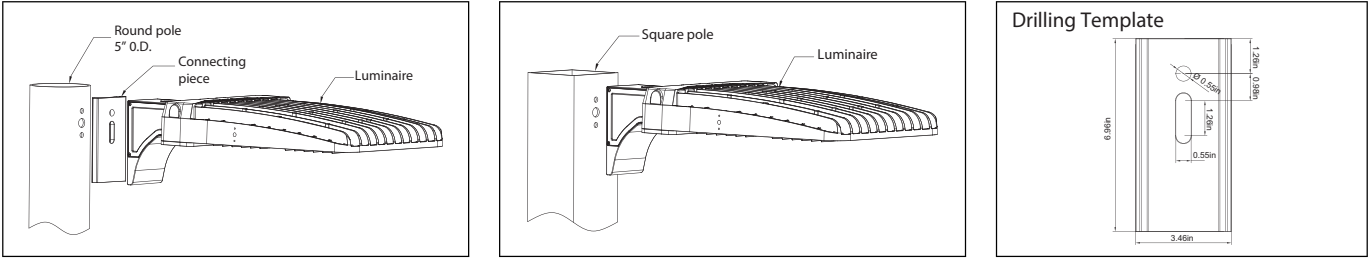
An optional cast aluminum mast arm adapter secures fixture head to nominal 2"(2-3/8"O.D. pipe size) horizontal steel tenon arm.



Wall Mount

Wall Mount is easy to install for direct wall mounting with 1/2" conduit wiring or standard J-box mounting

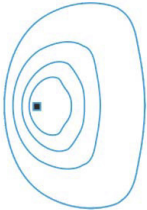
Mounting Dimensions



Photometrics

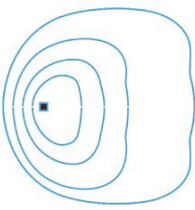
Type 3

Type 3 optics produce an asymmetrical pattern that directs the majority of the light forward and equally on both sides of the luminaire.



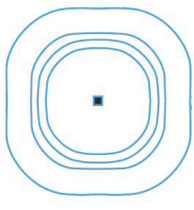
Type 4

Type 4 optics is suitable for applications where light is primarily required forward, and minimal backlight is.



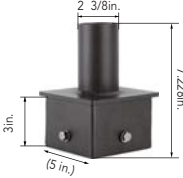




Type 5

Type 5 optics produce a symmetrical pattern that distributes light equally on all sides of the luminaire.






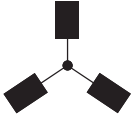



Additional Mounting Accessories

	<p>4" Square Pole Mount with 2-3/8" O.D. Tenon No. 4SQ-SP-D Finish: Dark Bronze USE: For use with square, non-tapered steel and aluminum poles. Furnished with four 5/16" hex head stainless-steel bolts. Vertical tenon measures 2-3/8" O.D., and is made of steel tubing. Fixtures mounted to this bracket can be adjusted both vertically and horizontally.</p>		<p>4" Round Pole Mount with 2-3/8" O.D. Tenon No. 4RQ-SP-D Finish: Dark Bronze USE: For use with Round, non-tapered steel and aluminum poles. Furnished with three 3/8" hex head stainless-steel bolts. Vertical tenon measures 2-3/8" O.D., and is made of steel tubing. Fixtures mounted to this bracket can be adjusted both vertically and horizontally.</p>
	<p>5" Square Pole Mount with 2-3/8" O.D. Tenon No. 5SQ-SP-D Finish: Dark Bronze USE: For use with square, non-tapered steel and aluminum poles. Furnished with four 5/16" hex head stainless-steel bolts. Vertical tenon measures 2-3/8" O.D., and is made of steel tubing. Fixtures mounted to this bracket can be adjusted both vertically and horizontally.</p>		<p>5" Round Pole Mount with 2-3/8" O.D. Tenon No. 5RQ-SP-D Finish: Dark Bronze USE: For use with Round, non-tapered steel and aluminum poles. Furnished with three 3/8" hex head stainless-steel bolts. Vertical tenon measures 2-3/8" O.D., and is made of steel tubing. Fixtures mounted to this bracket can be adjusted both vertically and horizontally.</p>
	<p>Pole Bracket accessories-Tenon & Yoke Adaptor No. SP-TR-D Finish: Dark Bronze USE: The 2-3/8" OD Tenon Mount Adaptor for Yoke Fixtures is designed to mount Arcadia light fixtures that are equipped with a yoke mount onto a 2-3/8" OD tenon. It may be utilized with the Arcadia Flood Light Series of light fixtures.</p>		

	<p>90° Wall Mount Bracket with 2-3/8" O.D. Tenon NO. WM-SP-D Finish: Dark Bronze USE: The 90° wall mount bracket with 2-3/8" tenon attaches an Arcadia floodlight to almost any surface: wall, roof, or wood pole. Provides wiring access and a built-in 2-3/8" O.D. tenon to mount a fixture with our adjustable slipfitter. Suggested 3/8" diameter bolts for mounting. Mounting holes are spaced 3-1/4" apart.</p>		<p>2-3/8" OD Horizontal Tenon Mid-Pole Bracket NO. SQ-SP-D Finish: Dark Bronze USE: 2-3/8" OD Horizontal Tenon Mid-Pole Bracket is designed to mount light fixture that is equipped with a adjustable slipfitter onto a 2-3/8" OD horizontal tenon</p>
	<p>Double 90° Horizontal Tenon Adaptor NO. R60-SP2-90-D Finish: Dark Bronze USE: The Bracket is designed to mount over 2-3/8" O.D. vertical tenon. Two fixtures can be mounted to the Round External Mount Horizontal Tenon and adjusted horizontally</p>		<p>Triple 120° Horizontal Tenon Adaptor NO. R60-SP3-120-D Finish: Dark Bronze USE: The Bracket is designed to mount over 2-3/8" O.D. vertical tenon. Two fixtures can be mounted to the Round External Mount Horizontal Tenon and adjusted horizontally</p>
	<p>Double 180° Horizontal Tenon Adaptor NO. R60-SP2-180-D Finish: Dark Bronze USE: The Bracket is designed to mount over 2-3/8" O.D. vertical tenon. Two fixtures can be mounted to the Round External Mount Horizontal Tenon and adjusted horizontally</p>		<p>Quad 90° Horizontal Tenon Adaptor NO. R60-SP4-90-D Finish: Dark Bronze USE: The Bracket is designed to mount over 2-3/8" O.D. vertical tenon. Two fixtures can be mounted to the Round External Mount Horizontal Tenon and adjusted horizontally</p>
	<p>Triple 90° Horizontal Tenon Adaptor NO. R60-SP3-90-D Finish: Dark Bronze USE: The Bracket is designed to mount over 2-3/8" O.D. vertical tenon. Two fixtures can be mounted to the Round External Mount Horizontal Tenon and adjusted horizontally</p>		

EPA of Area Light

Item	 1	 2 @90°	 2 @120°	 2 @180°	 3 @90°	 3 @120°	 4 @90°
40W/70W 100W	0.3413	0.5929	0.7983	0.6826	1.0239	1.0499	1.0239
150W/200W	0.423	0.735	0.873	0.846	1.158	1.185	1.158
250W/350W	0.4759	0.7889	1.0581	0.9518	1.2648	1.3711	1.2648

DLC Listed Models

System Watt	Voltage	CCT	DIST. TYPE	DLC NO	DLC Classification
150W	120-277V	5000K	3	ALGX-150W-50K-[Blank]-[PM,SP,WM][Blank,][Blank,P]	Premium
200W	120-277V	5000K	3	ALGX-200W-50K-[Blank]-[PM,SP,WM][Blank][Blank,P,M]	Premium
250W	120-277V	5000K	3	ALGX-250W-50K-[Blank]-[PM,SP,WM]-[Blank]-[Blank,P,M]	
300W	120-277V	5000K	3	ALGX-300W-50K-[Blank]-[PM,SP,WM][Blank][Blank,P]	Premium

Note: Only Above Models are Currently DLC Listed

BUG Ratings

System Wattage	Voltage	DIST. TYPE	B	U	G
40W	120-277V	3	1	0	1
45W	347-480V	3	1	0	1
70W	120-277V	3	2	0	2
75W	347-480V	3	2	0	2
100W	120-277V	3	2	0	2
150W	120-277V/347-480V	3	3	0	3
200W	120-277V/347-480V	3	3	0	3
250W	120-277V/347-480V	3	4	0	4
300W	120-277V/347-480V	3	4	0	4