



KT-LED25T8-96G-850-D

T8 LED LAMP

DESCRIPTION

25W T8 LED | 5000K | >80 CRI | High-Efficiency | 8-Foot



LAMP TYPE: Linear	COLOR TEMPERATURE: 5000K
BULB TYPE: T8 LED	COLOR RENDERING INDEX (CRI): >80
BASE TYPE: Fa8 (Single-Pin)	WARRANTY: 5 Years
WATTAGE: 25W	

PRODUCT FEATURES

- Replacement for conventional T8/T12 8-foot, single-pin fluorescent lamp
- Double-ended line voltage wiring: Connect power to each end for simplified installation
- 50,000+ hour lifetime
- Approximately 50% more energy efficient than standard F96T12 lamps
- Environmentally friendly: No mercury used
- NSF listed: NSF/ANSI Standard 2: Food equipment, splash zone (component level—not for direct food zone without additional fixture considerations)
- Includes 2 C-clips to be installed with the lamps into the fixture ballast cover to prevent any potential undesired lamp twisting or sagging
- Frosted lens eliminates pixelation
- UL classified
- Operating temperature: -20°C/-4°F to 55°C/131°F
- Integral driver (isolated): Eliminates the need for external driver or ballast
- 120+ lumens per Watt
- Instant startup

OPERATING SPECIFICATIONS

ELECTRICAL CHARACTERISTICS

Input Voltage	Power Consumption	Power Factor	Input Current
120-277Vac	25W	>0.9	0.21A @ 120V 0.09A @ 277V

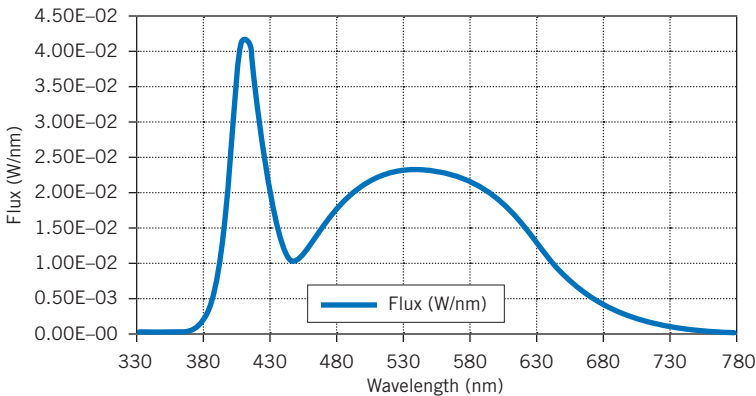
PHOTOMETRIC CHARACTERISTICS

Color Temperature (CCT)	5000K
Luminous Flux	3500 lm
Color Rendering Index (CRI)	>80
Efficacy	140 lm/W
Beam Angle	325°

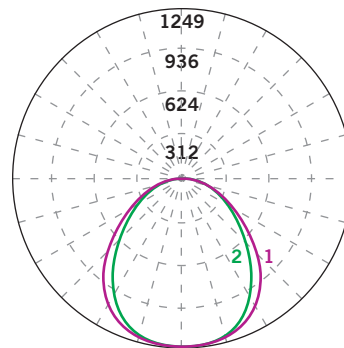
RATED LIFE

L70 (Hours)	50,000
-------------	--------

SPECTRAL DISTRIBUTION



POLAR CANDELA DISTRIBUTION



Located at:
Horizontal Angle = 0
Vertical Angle = 0

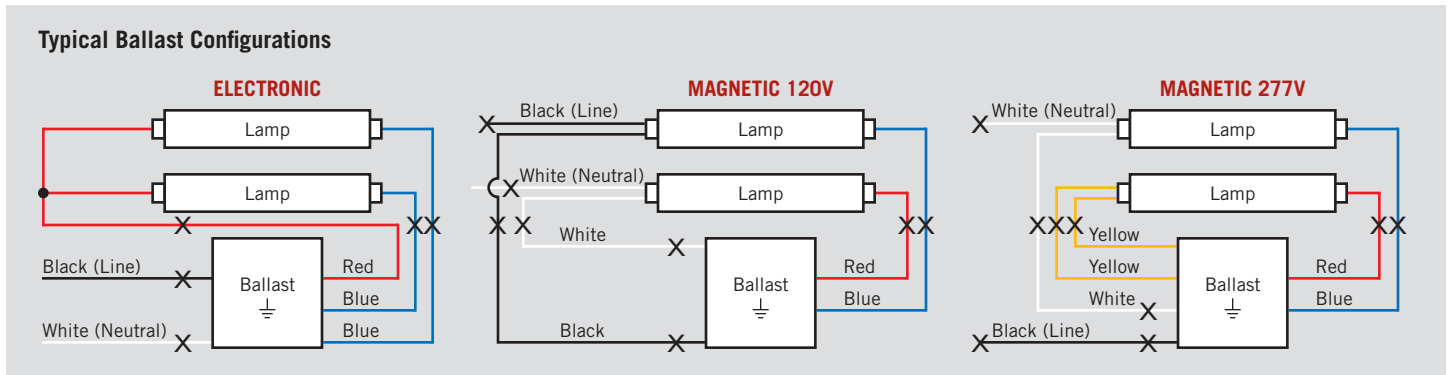
1 Violet Vertical Plane through Horizontal Angles (90-270)
2 Green Vertical Plane through Horizontal Angles (0-180)

KT-LED25T8-96G-850-D

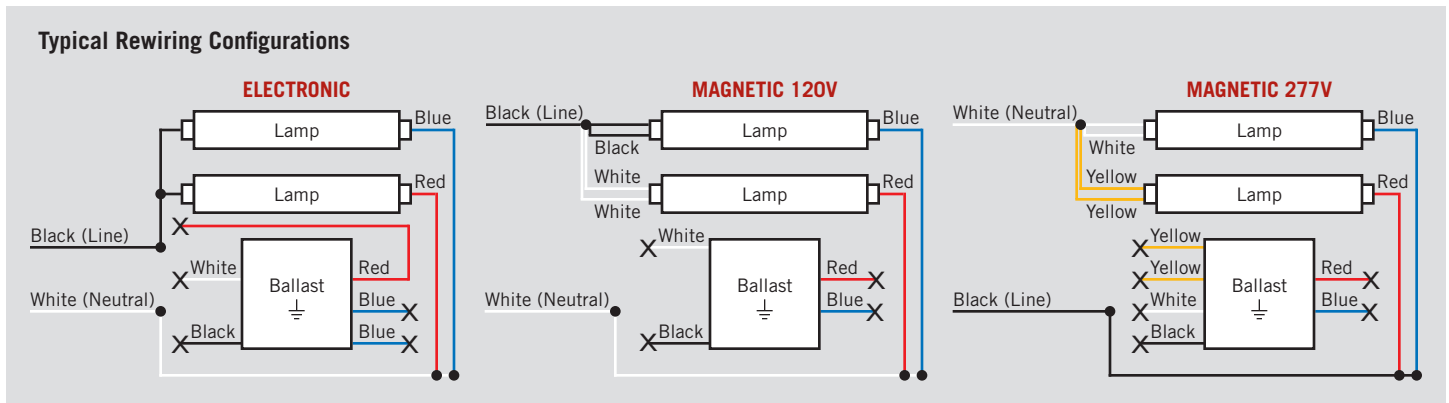
T8 LED LAMP

WIRING INSTRUCTIONS

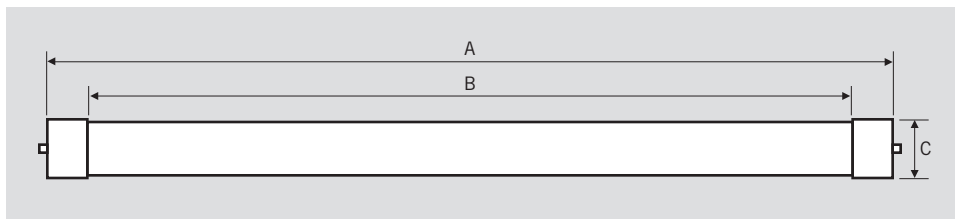
1. Identify ballast configuration as shown below and cut all wires connected to the ballast accordingly.



2. Confirm that the lampholders in the fixture are single-pin Fa8 lampholders. These DirectDrive LED tubes require single-pin Fa8 lampholders.
3. Rewire the fixture using existing lampholders, as shown below, according to the original ballast wiring configuration.



PHYSICAL CHARACTERISTICS



LAMP DIMENSIONS

A (Body Length)	93.31"
B (Illuminated Length)	91.50"
C (Cross-section: Width x Height)	1.08" x 1.31"

NOMINAL LENGTH: 96"

BASE TYPE: Fa8 (Single-Pin)



KT-LED25T8-96G-850-D

T8 LED LAMP

ORDERING INFORMATION

ORDER CODE	PACKAGING STYLE	PACK QTY.	ITEM STATUS
KT-LED25T8-96G-850-D-CP	Contractor Pack (Individual Cartons)	10	Quick Ship

CATALOG NUMBER BREAKDOWN

KT-LED25T8-96G-850-D-CP

1 2 3 4 5 6 7 8 9 10

- 1 Keystone Technologies
- 2 LED Lamp
- 3 Wattage
- 4 Lamp Type
- 5 Nominal Length (Inches)
- 6 Glass
- 7 800 Series
- 8 Color Temperature
- 9 Double Drive Series
- 10 Packaging Style