

FEATURES & SPECIFICATIONS

INTENDED USE — The 4" and 6" Wafer™ LED Gimbal with Switchable White provides high-quality light output and efficiency featuring a switch for easy color temperature adjustment - while eliminating the need for recessed housings. The innovative, slim design allows for easy retrofit, remodel or new construction installation from below the ceiling. The LED module maintains at least 70% light output for 50,000 hours. The Wafer LED Gimbal is wet location listed – making it ideal for use in a breadth of outdoor residential, hospitality, commercial and multifamily applications.

CONSTRUCTION — Aluminum die cast outer frame. Durable, powder coat paint to prevent rust. FT4 plenum rated cable connector to connect from module to remote driver box. IC rated driver with convenience and value of two remote selectable color temperature options, each with a setting choice to choose either 2700K, 3000K, and 3500K or 3000K, 4000K, and 5000K using the switch. The isolated driver integrated inside steel remote box with four 7/8" knockouts with slots for pryout. Suitable for pulling wires through the 12 cubic-inch wiring compartment to accommodate up to (6) 14 gauge insulated conductors, or (4) 12 gauge insulated conductors; making the Wafer LED Downlights much easier to wire in 2in/2out (plus ground) daisy-chain applications and contractor friendly.

INSTALLATION — Ideal for shallow ceiling plenum; no housing required. Steel spring clip for easy installation. 4" or 6" cut out template is provided to ensure a correct sized hole is cut into ceiling for proper installation of the trim. Size of hole should not exceed 4 1/4 inches (WF4) or 6 1/4 inches (WF6) for this product. Suitable for installation in t-grid and drop ceiling applications. 3" plenum space required for installation of the remote driver box.

OPTICS — Polycarbonate lens provides even illumination throughout the space (lens can be tilt up to 20 degree and rotate up to 180 degree).

ELECTRICAL — Connect directly to 120V power supply via provided UL recognized driver. High efficient driver with power factor > 0.9. Ambient operating temperature: -40°F (-40°C) to +104°F (+40°C). Dimming down to 10% with most standard incandescent dimmers (see list of approved dimmers). Replaces 50W incandescent (WF4) or 75W incandescent (WF6).

LISTINGS — CSA certified to US and Canadian safety standards. ENERGY STAR® certified. Wet location. Air Tight certified in accordance with ASTM E283-2004. NOM Certified. Can be used to comply with California Title 24 Part 6 High Efficacy LED light Source Requirements.

WARRANTY — 5-year limited warranty. This is the only warranty provided and no other statements in this specification sheet create any warranty of any kind. All other express and implied warranties are disclaimed. Complete warranty terms located at:

www.acuitybrands.com/support/warranty/terms-and-conditions

Note: Actual performance may differ as a result of end-user environment and application. All values are design or typical values, measured under laboratory conditions at 25 °C. Specifications subject to change without notice.

Catalog Number
Notes
Type

Wafer LED Gimbal

WF4/WF6 ADJ

4" and 6" LED Gimbal Switchable White Color Temperature

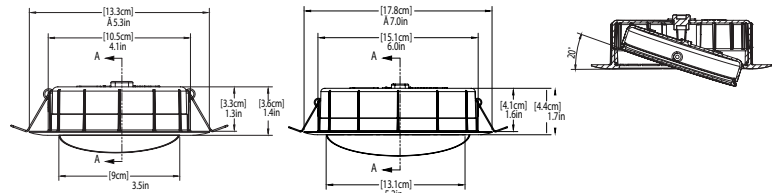
IC/Non-IC
New Construction/Remodel



Matte black

WF4 Specifications		WF6 Specifications	
Aperture:	3.5 (9)	Aperture:	5.2 (13.1)
Ceiling opening:	4.1 (10.5)	Ceiling opening:	6 (15.1)
Overlap trim:	5.3 (13.3)	Overlap trim:	7 (17.8)
Height:	1.4 (3.6)	Height:	1.7 (4.4)

All dimensions are inches (centimeters) unless otherwise indicated.



ORDERING INFORMATION

Example: WF4 ADJ LED 30K40K50K 90CRI MW

WF4 ADJ	LED	CCT/W/Lumens ¹		CRI	Finish
Series	Lamp				
WF4 ADJ 4" LED Wafer Gimbal	LED LED	27K30K35K²	2700K/9.7W/686L 3000K/9.7W/738L 3500K/9.7W/707L	90CRI 90CRI	MW Matte White MB² Matte Black
		30K40K50K	3000K/10W/707L 4000K/10W/780L 5000K/10W/759L		

ORDERING INFORMATION

Example: WF6 ADJ LED 30K40K50K 90CRI MW

WF6 ADJ	LED	CCT/W/Lumens ¹		CRI	Finish
Series	Lamp				
WF6 ADJ 6" Adjustable LED Wafer Gimbal	LED LED	27K30K35K²	2700K/12W/967L 3000K/12W/1008L 3500K/12W/977L	90CRI 90CRI	MW Matte White MB² Matte Black
		30K40K50K	3000K/13W/967L 4000K/13W/1091L 5000K/13W/1123L		

Notes

- Total system delivered lumens.
- Available as non-stock with a 30-day leadtime.

WF4 and WF6 ADJ Switchable White 4" and 6" LED Wafer Gimbal

Accessories: Order as separate catalog number.	
WF8643 PAN R6	Universal New Construction Pan, Retail Pack of 6
WF8643 PAN U	Universal new construction pan, Unit Pack
WFJB U	Remodel joist bar
WFEXC6 SW3PIN FT4	3-Pin 6ft Cable
WFEXC10 SW3PIN FT4	3-Pin 10ft Cable
WFEXC20 SW3PIN FT4	3-Pin 20ft Cable
WF4GR MW JZ	4" Wafer Goof Ring
WF6GR MW JZ	6" Wafer Goof Ring



WF8643 New Construction Pan



Remodel Joist Bar

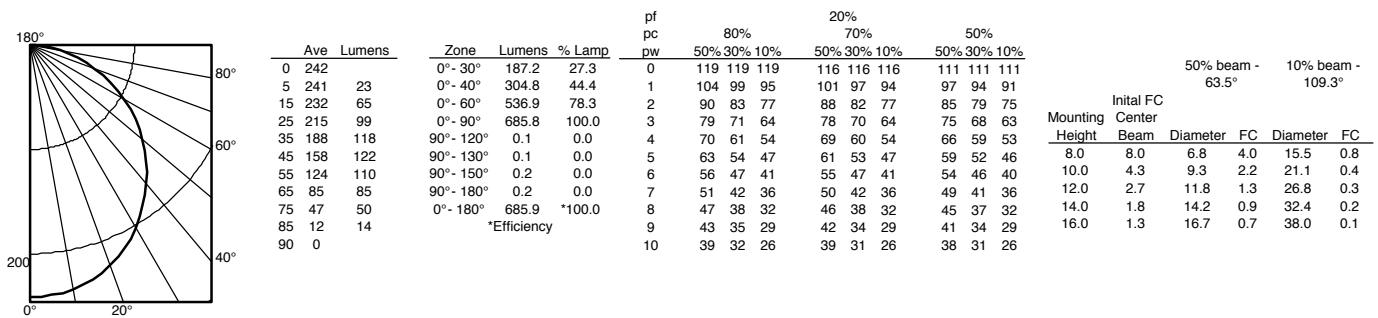


WFEXC_3pin Cable

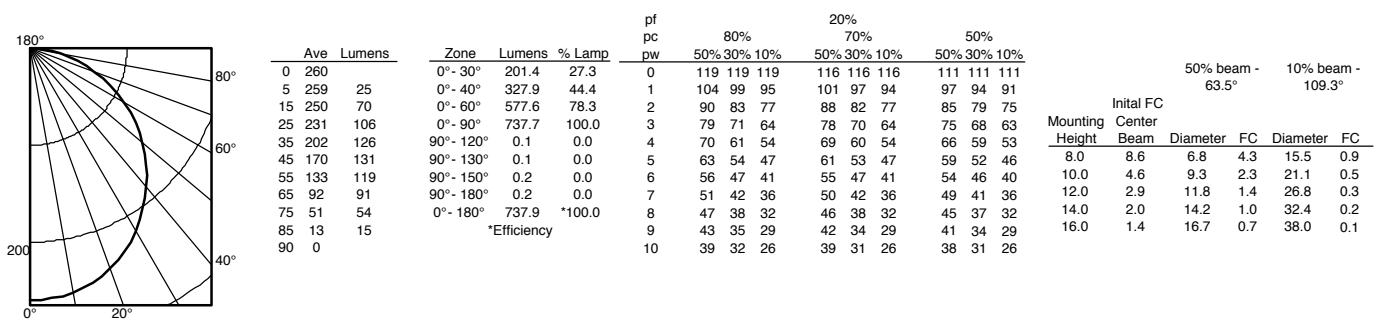
PHOTOMETRICS

Distribution Curve	Distribution Data	Output Data	Coefficient of Utilization	Illuminance Data at 30" Above Floor for a Single Luminaire
--------------------	-------------------	-------------	----------------------------	--

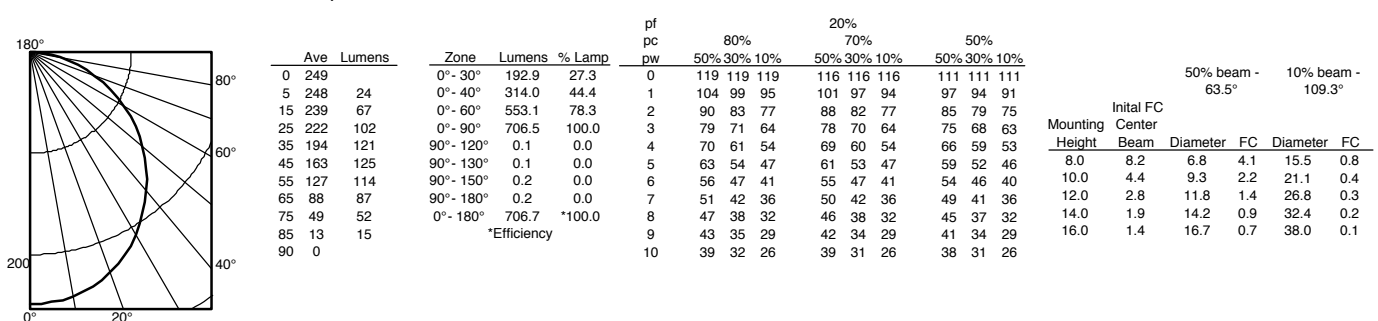
WF4 ADJ LED 27K30K35K, 2700 K LEDs, input watts: 9.7, delivered lumens: 686, LM/W=70.7, test no. ISF 19684P1



WF4 ADJ LED 27K30K35K, 3000 K LEDs, input watts: 9.7, delivered lumens: 738, LM/W=76, test no. ISF 19684P2



WF4 ADJ LED 27K30K35K, 3500 K LEDs, input watts: 9.7, delivered lumens: 707, LM/W=72.9, test no. ISF 19684P3

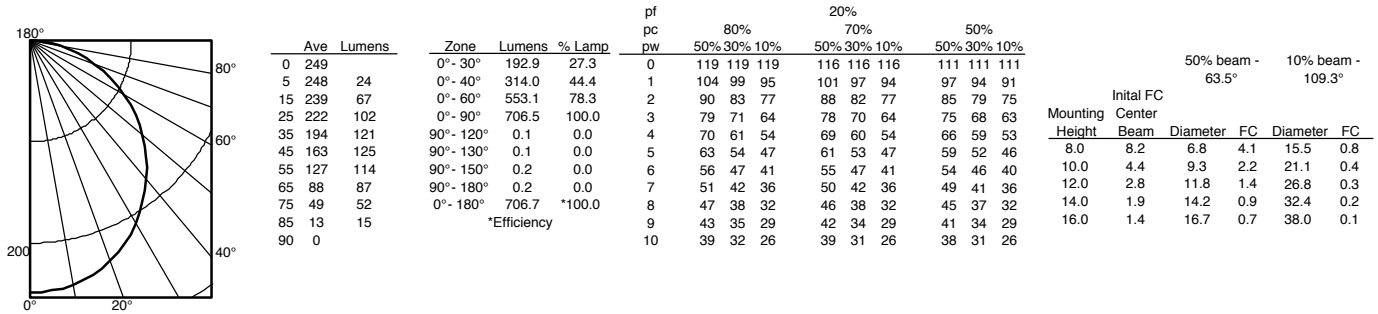


WF4 and WF6 ADJ Switchable White 4" and 6" LED Wafer Gimbal

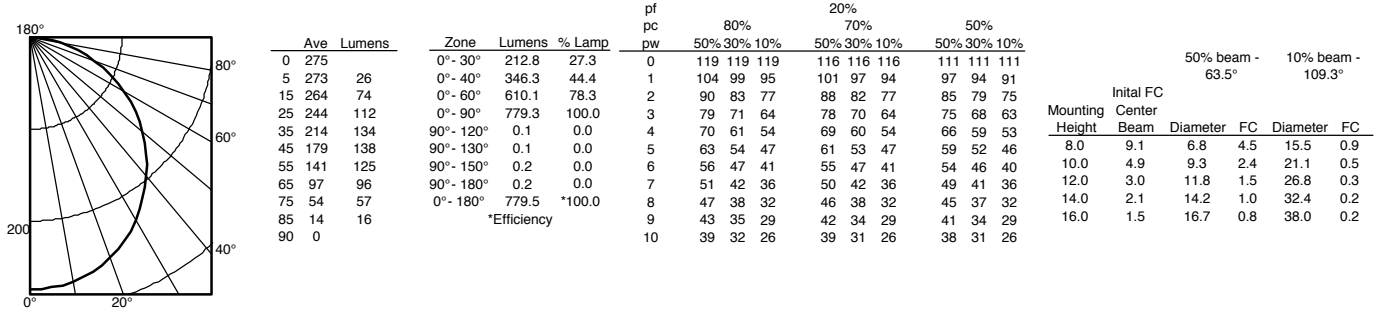
PHOTOMETRICS

Distribution Curve Distribution Data Output Data Coefficient of Utilization Illuminance Data at 30" Above Floor for a Single Luminaire

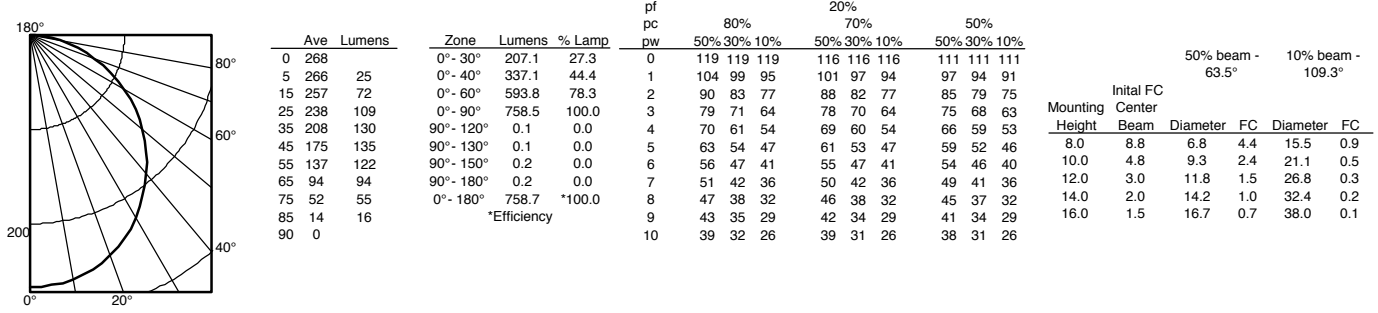
WF4 ADJ LED 30K40K50K, 3000 K LEDs, input watts: 10, delivered lumens: 706.8, LM/W=70.7, test no. ISF 19684P4



WF4 ADJ LED 30K40K50K, 4000 K LEDs, input watts: 10, delivered lumens: 779.5, LM/W=78, test no. ISF 19684P5



WF4 ADJ LED 30K40K50K, 5000 K LEDs, input watts: 10, delivered lumens: 758.7, LM/W=75.9, test no. ISF 19684P6



WF4 and WF6 ADJ Switchable White 4" and 6" LED Wafer Gimbal

ENERGY DATA

WF4 ADJ LED 27K30K35K 90CRI			
Color Temperature	2700K	3000K	3500K
Lumens	660	710	680
CRI	90	90	90
Rated wattage	9.7	9.7	9.7
Lu/Watts	68.0	73.2	70.1
Min. starting temp	-40°C (-40°F)	-40°C (-40°F)	-40°C (-40°F)
EMI/RFI	FCC Title 47 CFR, Part 15, Class B	FCC Title 47 CFR, Part 15, Class B	FCC Title 47 CFR, Part 15, Class B
Sound rating	Class A Standards	Class A Standards	Class A Standards
Input voltage	120V	120V	120V
Min. power factor	0.95	0.95	0.95
Input frequency	50/60 Hz	50/60 Hz	50/60 Hz
Input power	9.7	9.7	9.7
Input current	0.08A	0.08A	0.08A

WF4 ADJ LED 30K40K50K 90CRI			
Color Temperature	3000K	4000K	5000K
Lumens	680	750	730
CRI	90	90	90
Rated wattage	10	10	10
Lu/Watts	68.0	75.0	73.0
Min. starting temp	-40°C (-40°F)	-40°C (-40°F)	-40°C (-40°F)
EMI/RFI	FCC Title 47 CFR, Part 15, Class B	FCC Title 47 CFR, Part 15, Class B	FCC Title 47 CFR, Part 15, Class B
Sound rating	Class A Standards	Class A Standards	Class A Standards
Input voltage	120V	120V	120V
Min. power factor	0.95	0.95	0.95
Input frequency	50/60 Hz	50/60 Hz	50/60 Hz
Input power	10	10	10
Input current	0.08A	0.08A	0.08A

COMPATIBLE DIMMERS			
Lutron	Leviton	Synergy / Leviton	Sensorswitch
DVELV-300P	6633	ISD 400 ELV 120 / IPE04	nSP5 PCD ELV 120
300P SELV	6674	ISD 600 I 120 / IPI06	
CTCL-153P-WH	IPL06 - LED/INC mode		
NTELV-300P	DW6HD		
DVCL-153P			
MACL-153M			
TGCL-153PH			
6633-PA			
Maestro MACL-153M (TX)			
Caseta Wireless PD-6WCL*			

* Require Lutron Smart Bridge L-BDG2-WH (sold separately) for wireless connection

LIGHTING PERFORMANCE DATA



LIGHTING PERFORMANCE DATA DONNÉES SUR LE RENDEMENT DE L'ÉCLAIRAGE

Light Appearance (CCT)
Aspect de la lumière (CCT)

2700K soft white | blanc doux

660 lumens | 68 lumens per watt

3000K warm white | blanc chaud

710 lumens | 73 lumens per watt

3500K neutral white | blanc neutre

680 lumens | 70 lumens per watt

Watts **9.7**

Color Accuracy (CRI) **90**
Précision des couleurs (CRI)

LIGHTING PERFORMANCE DATA DONNÉES SUR LE RENDEMENT DE L'ÉCLAIRAGE

Light Appearance (CCT)
Aspect de la lumière (CCT)

3000K warm white | blanc chaud

680 lumens | 68 lumens per watt

4000K cool white | blanc froid

750 lumens | 75 lumens per watt

5000K daylight | lumière du jour

730 lumens | 73 lumens per watt

Watts **10**

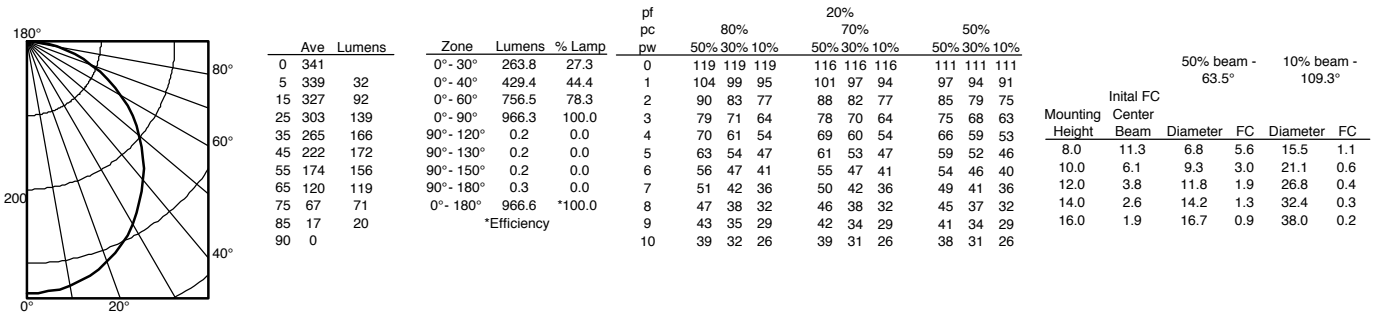
Color Accuracy (CRI) **90**
Précision des couleurs (CRI)

WF4 and WF6 ADJ Switchable White 4" and 6" LED Wafer Gimbal

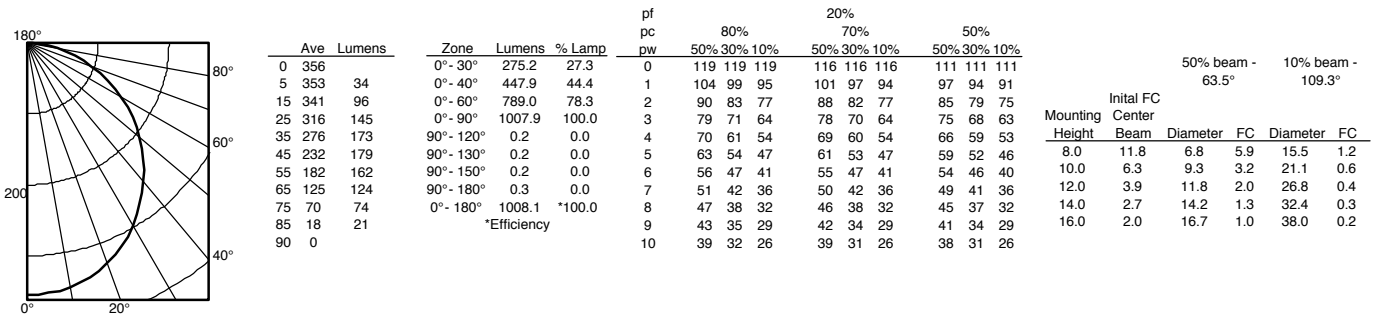
PHOTOMETRICS

Distribution Curve Distribution Data Output Data Coefficient of Utilization Illuminance Data at 30" Above Floor for a Single Luminaire

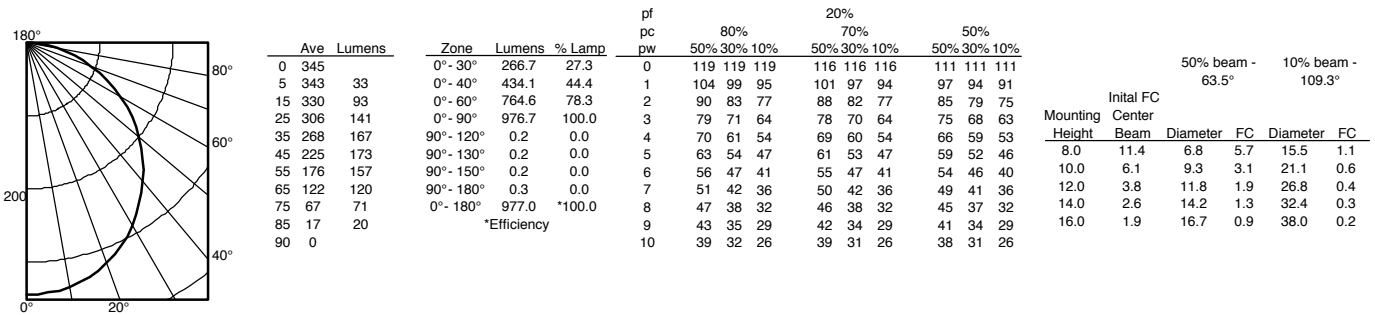
WF6 ADJ LED 27K30K35K, 2700K LEDs, input watts: 12, delivered lumens: 966.6, LM/W=80.6, test no. ISF 19684P7



WF6 ADJ LED 27K30K35K, 3000K LEDs, input watts: 12, delivered lumens: 1008.2, LM/W=84, test no. ISF 19684P8



WF6 ADJ LED 27K30K35K, 3500K LEDs, input watts: 12, delivered lumens: 977, LM/W=81.4, test no. ISF 19684P9

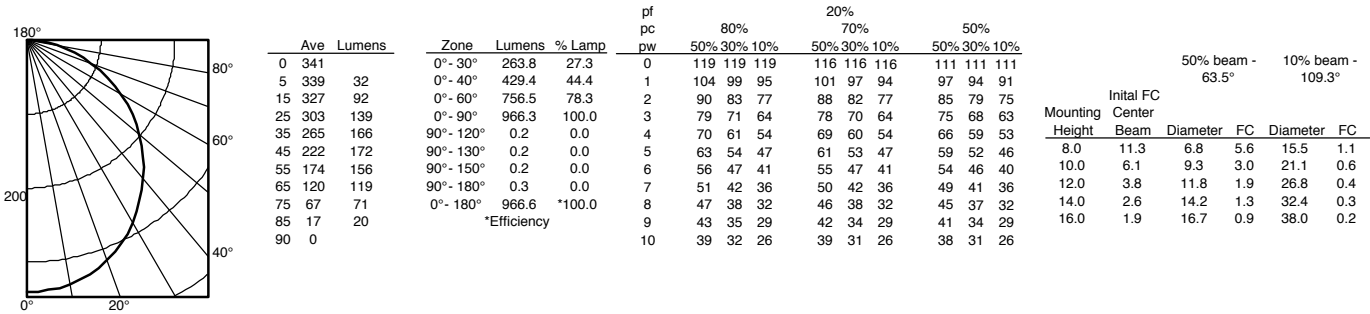


WF4 and WF6 ADJ Switchable White 4" and 6" LED Wafer Gimbal

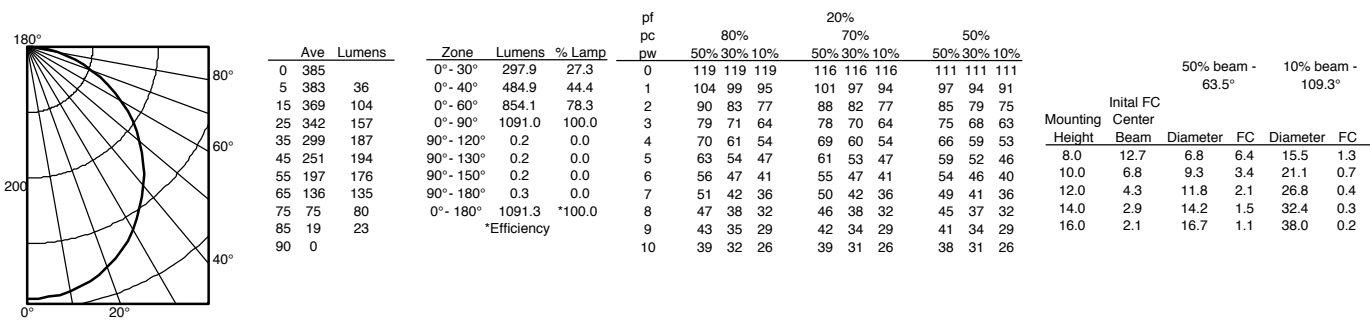
PHOTOMETRICS

Distribution Curve Distribution Data Output Data Coefficient of Utilization Illuminance Data at 30" Above Floor for a Single Luminaire

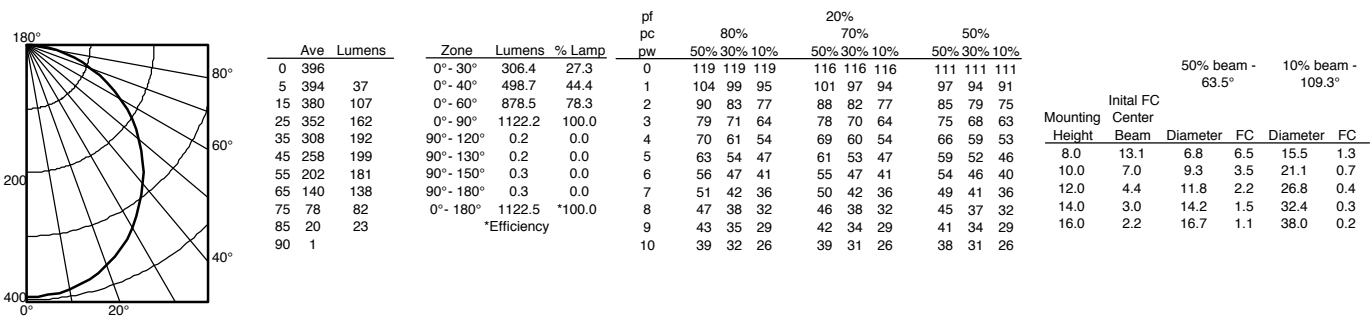
WF6 ADJ LED 30K40K50K, 3000K LEDs, input watts: 13, delivered lumens: 966.6, LM/W=74.4, test no. ISF 19684P10



WF6 ADJ LED 30K40K50K, 4000K LEDs, input watts: 13, delivered lumens: 1091.3, LM/W=83.9, test no. ISF 19684P11



WF6 ADJ LED 30K40K50K, 5000K LEDs, input watts: 13, delivered lumens: 1122.5, LM/W=86.3, test no. ISF 19684P12



WF4 and WF6 ADJ Switchable White 4" and 6" LED Wafer Gimbal

ENERGY DATA

WF6 ADJ LED 27K30K35K 90CRI			
Color Temperature	2700K	3000K	3500K
Lumens	930	970	940
CRI	90	90	90
Rated wattage	12	12	12
Lu/Watts	77.5	80.8	78.3
Min. starting temp	-40°C (-40°F)	-40°C (-40°F)	-40°C (-40°F)
EMI/RFI	FCC Title 47 CFR, Part 15, Class B	FCC Title 47 CFR, Part 15, Class B	FCC Title 47 CFR, Part 15, Class B
Sound rating	Class A Standards	Class A Standards	Class A Standards
Input voltage	120V	120V	120V
Min. power factor	0.95	0.95	0.95
Input frequency	50/60 Hz	50/60 Hz	50/60 Hz
Input power	12	12	12
Input current	0.1A	0.1A	0.1A

WF6 ADJ LED 30K40K50K 90CRI			
Color Temperature	3000K	4000K	5000K
Lumens	930	1050	1080
CRI	90	90	90
Rated wattage	13	13	13
Lu/Watts	71.5	80.8	83.1
Min. starting temp	-40°C (-40°F)	-40°C (-40°F)	-40°C (-40°F)
EMI/RFI	FCC Title 47 CFR, Part 15, Class B	FCC Title 47 CFR, Part 15, Class B	FCC Title 47 CFR, Part 15, Class B
Sound rating	Class A Standards	Class A Standards	Class A Standards
Input voltage	120V	120V	120V
Min. power factor	0.95	0.95	0.95
Input frequency	50/60 Hz	50/60 Hz	50/60 Hz
Input power	13	13	13
Input current	0.11A	0.11A	0.11A

COMPATIBLE DIMMERS			
Lutron	Leviton	Synergy / Leviton	Sensorswitch
DVELV-300P	6633	ISD 400 ELV 120 / IPE04	nSP5 PCD ELV 120
300P SELV	6674	ISD 600 I 120 / IPI06	
CTCL-153P-WH	IPL06 - LED/INC mode		
NTELV-300P	DW6HD		
DVCL-153P			
MACL-153M			
TGCL-153PH			
6633-PA			
Maestro MACL-153M (TX)			
Caseta Wireless PD-6WCL*			

* Require Lutron Smart Bridge L-BDG2-WH (sold separately) for wireless connection

LIGHTING PERFORMANCE DATA



LIGHTING PERFORMANCE DATA DONNÉES SUR LE RENDEMENT DE L'ÉCLAIRAGE

Light Appearance (CCT)
Aspect de la lumière (CCT)

2700K soft white | blanc doux

930 lumens | 77 lumens per watt

3000K warm white | blanc chaud

970 lumens | 81 lumens per watt

3500K neutral white | blanc neutre

940 lumens | 78 lumens per watt

Watts **12**

Color Accuracy (CRI) **90**
Précision des couleurs (CRI)

LIGHTING PERFORMANCE DATA DONNÉES SUR LE RENDEMENT DE L'ÉCLAIRAGE

Light Appearance (CCT)
Aspect de la lumière (CCT)

3000K warm white | blanc chaud

930 lumens | 71 lumens per watt

4000K cool white | blanc froid

1050 lumens | 80 lumens per watt

5000K daylight | blanc neutre

1080 lumens | 83 lumens per watt

Watts **13**

Color Accuracy (CRI) **90**
Précision des couleurs (CRI)