



DIM10-087-06-FW


DALI-2 / DIM to OFF Wireless

Lighting Controller

Product Overview

The **DIM10-087-06-FW** embedded wireless controller opens up an exciting integration path for LED fixtures. Its smaller size and lower cost point makes this DC-powered wireless controller versatile enough to be embedded in nearly any medium to high wattage LED fixture.

Pairing the DIM10-087-06-FW with a SimplySNAP Site Controller makes it easy for your customer to comply with ASHRAE, Title 24, and other energy requirements today and in the future.



Powered by the LED Driver

Features

- Simplified DC Design — mates with LED Drivers
- Small footprint allows for easy integration
- Less Labor, Quicker Time-to-Market
- More Reliable — No Mechanical Relay
- DALI-2 Compatible Bus — Power Monitoring and Dimming via Bus
- DIM to OFF Compatible with 0-10V Dimming (No Power Monitoring)
- Powered via Aux LED Driver Power
- Self-healing 2.4GHz SNAP Mesh Networking
- Seamless SimplySNAP Integration
- Secure, over-the-air software upgrades
- 2 Sensor Inputs
- DLC Certification for both Indoor and Outdoor
- Secure AES128 Encryption
- Color coded wires

Future DALI-2 Enhancements

- Fixture Run Time in Hours
- Fixture Model Data
- LED Driver Model Data
- Surge Detection
- Over Temperature
- Over Current
- DALI-2 Sensors
- White Color Tuning

Specifications

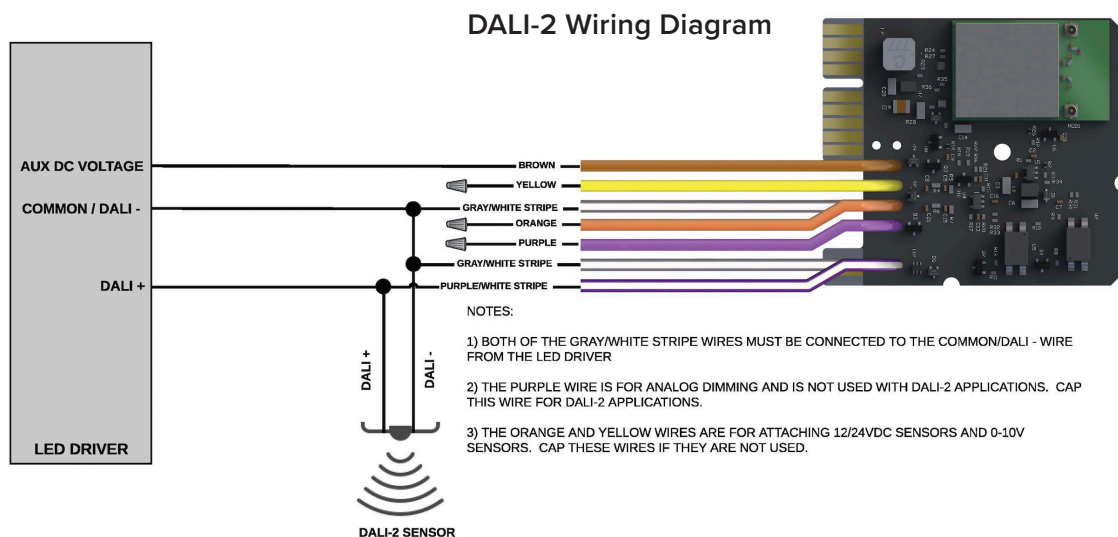
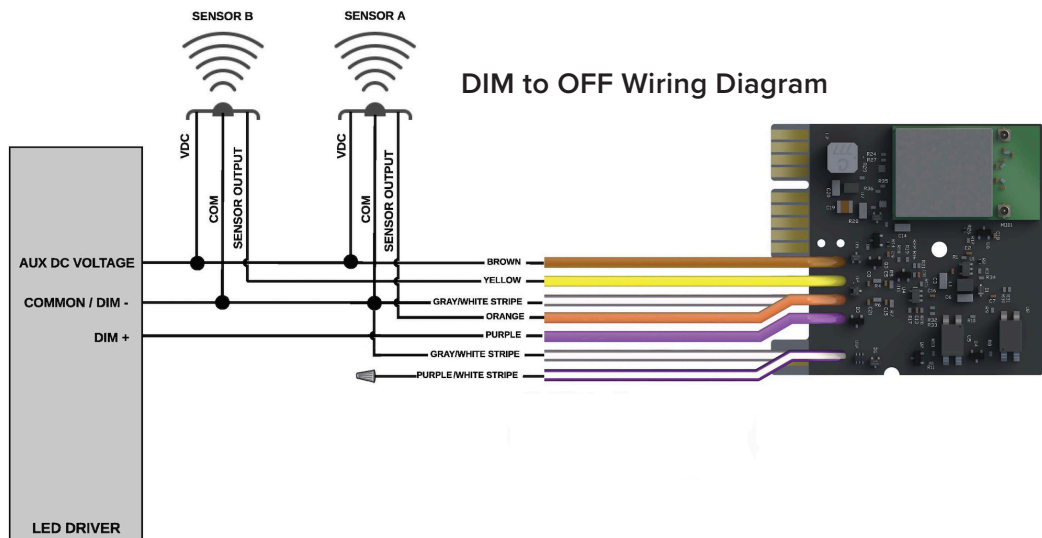
Board Dimensions	2.25" L x 2.0" W x .3" H (57 L x 50.8 W x 7.6H mm)	
Input Power	5 to 24VDC	
Max Current Draw	140mA @ 5V	
Temperature	-40°C to +85°C	
Dimming	0-10V, 10mA Souce/Sink (Max)	
DALI-2	Limited to 6 Drivers	
Wire Size	18 AWG, 8" Wires, UL 1316 rated, 600V rated	
Sensor Input Specifications	Analog: 0-10V Digital: 0-24V	Software selectable
Radio	SNAP 2.4GHz ; 802.15.4 +20 dBm Transmit Power -103 dBm Receive Sensitivity	
Certifications	UL Recognized Component; CE; FCC/IC; DLC- Indoor/Outdoor	
Warranty*	5 Years	



To learn more, call or visit:
synapsewireless.com
(877) 982-7888

*See www.synapsewireless.com/warranty for warranty terms

DIM10-087-06-FW Wiring Diagram Examples



Note: Deployment is for inside fixtures only. Do NOT use in a fixture to fixture design.

Product #	Description
DIM10-087-06-FW	Bare Board, Internal antenna, fly wires included

Signal/Wire Colors

Signal	Wire Color
POWER	BROWN
SENSOR INPUT A	YELLOW
SENSOR INPUT B	ORANGE
COMMON/DIM -	GRAY/WHITE STRIPE
DIM +	PURPLE
DALI +	PURPLE/WHITE STRIPE
DALI -	GRAY/WHITE STRIPE

SimplySNAP Site Controller options- required for all deployments

Part #	Description	Application
SS450-002	SimplySNAP, WiFi, Verizon LTE, Industrial Metal Enclosure	Indoor
CBSSW-450-002	Central Base Station SS450-based Model with 5-button switch and NEMA 4X enclosure	Indoor/Outdoor